

## FITTING INSTRUCTIONS

FOR ADJUSTABLE DOOR HINGE IPA NO. 60896

REHAU NORDIC DESIGN PLUS:

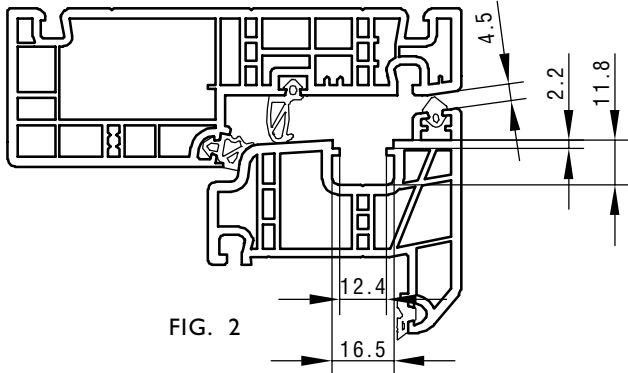


FIG. 2

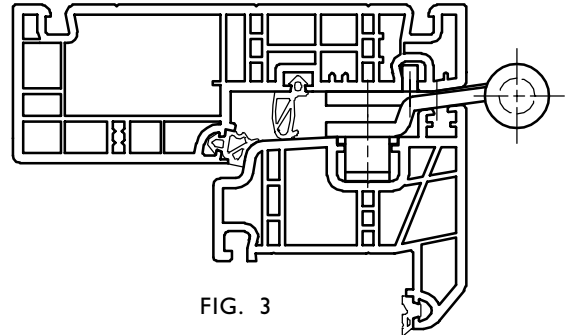


FIG. 3

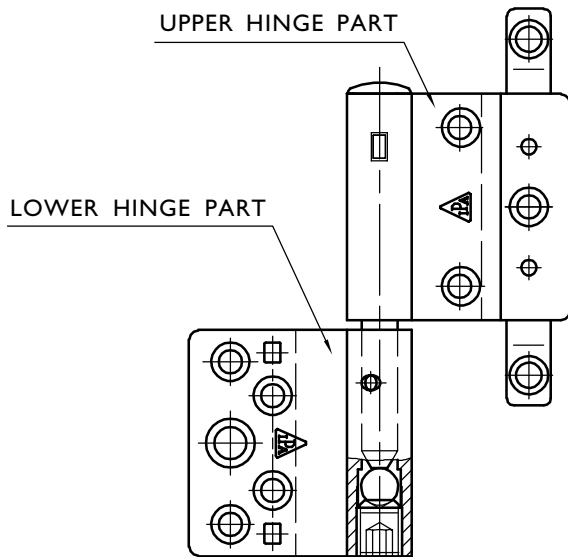
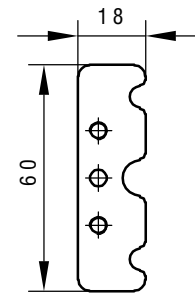


FIG. 1



THREADED PLATE  
IPA NO. 60821

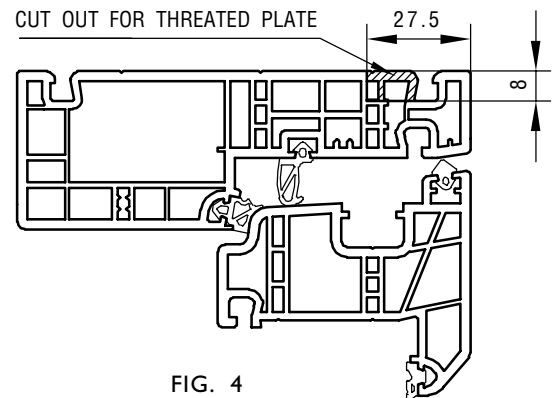


FIG. 4

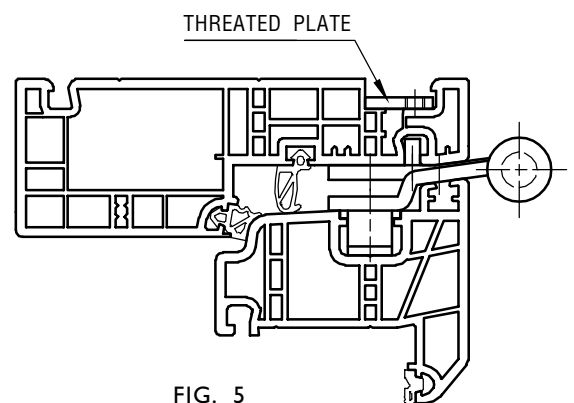


FIG. 5

**FITTING:**

ON LARGE DOORS IT IS RECOMMENDED TO USE THE THREADED PLATES IPA NO. 60821. THESE ARE CUT INTO THE PROFILE ON THE BACK OF THE FRAME. USE SCREWS NO. 5 FOR THE TWO THREADED HOLES, SEE FIG. 4 AND 5.

**ADJUSTMENT:**

VERTICALLY: ADJUST TO WANTED POSITION ON THE LARGE SCREW AT THE BOTTOM OF THE HINGE  $\pm 3$  MM.

**MAINTENANCE:**

TEST THE OPERATION FROM TIME TO TIME. WHEN FITTING - LUBRICATE THE PIVOT/MOVABLE METAL PARTS OF THE MECHANISM WHILE ACTIVATING REPEATEDLY. HEREAFTER LUBRICATE MINIMUM TWICE A YEAR.