

FITTING INSTRUCTIONS

FOR ESPAGNOLETTE W/MUSHROOM HEAD BOLTS IPA NO.s 63051-60

IPA NO.	L MM	A MM
63051	300	195
63052	400	295
63054	600	495
63056	800	695
63058	1000	895
63060	1200	1095

FIG. 1

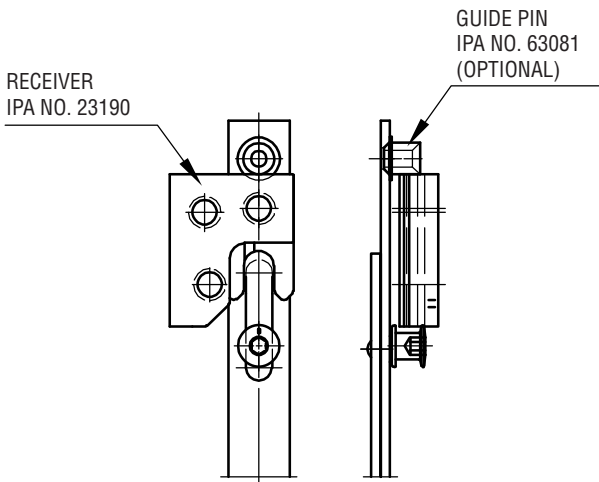


FIG. 4

WHEN USING IPA GUIDE PIN NO. 63081, THE PIN MUST BE PLACED IN THE SCREW HOLE JUST TO THE RIGHT SIDE OF THE RIGHT LOCKING POINT (SEEN FROM THE OUTSIDE)

EXAMPLE WOOD PROFILE

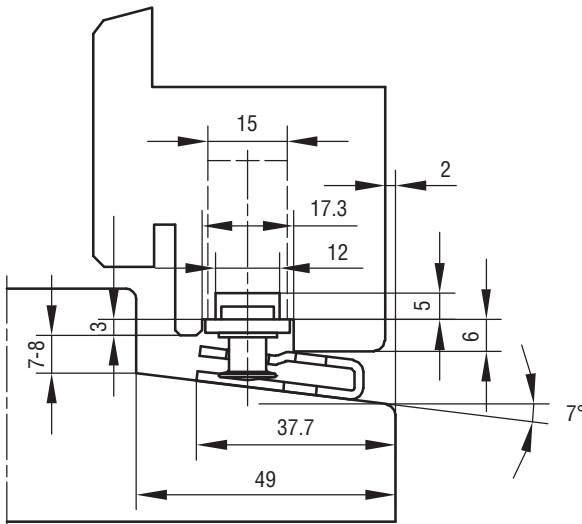


FIG. 2

SHOWN WITH RECEIVER IPA NO. 23190

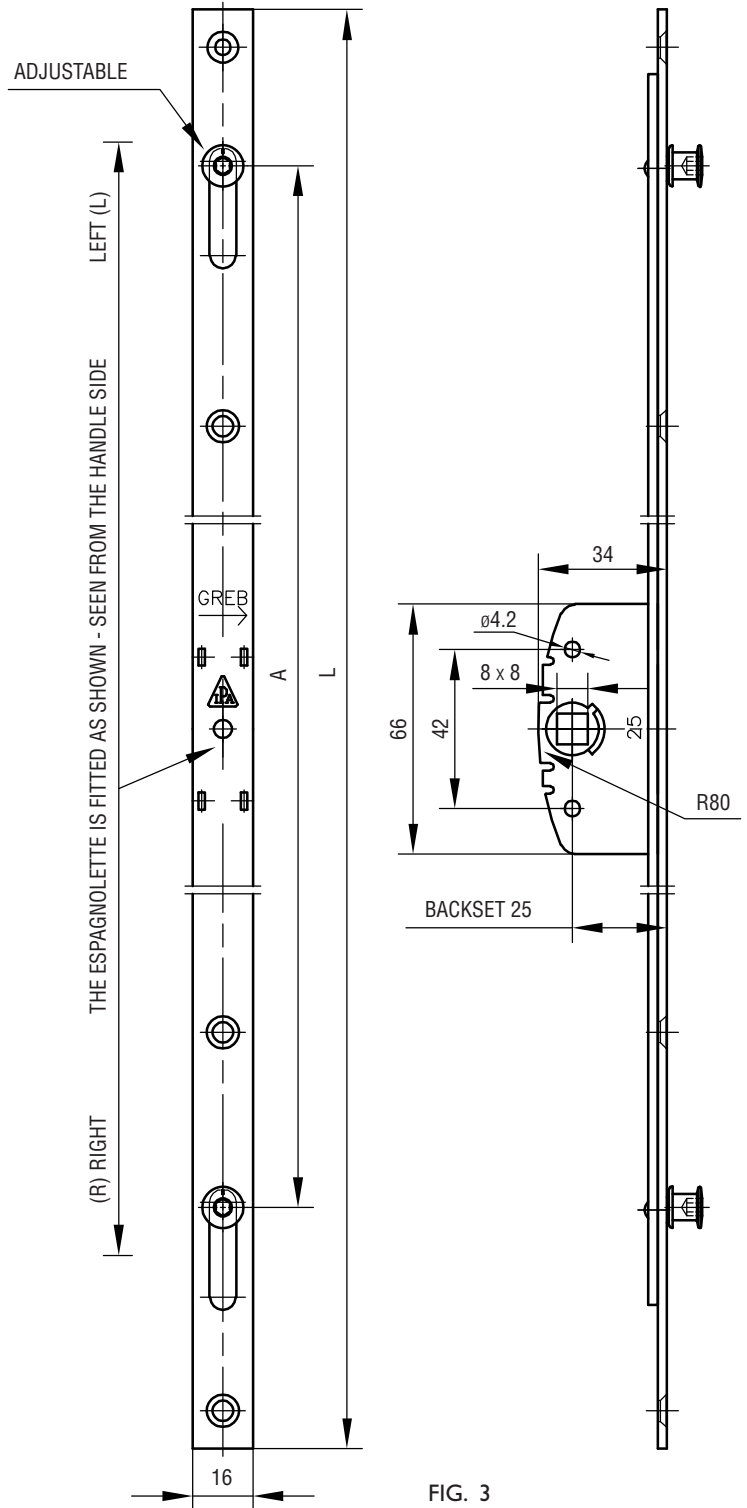


FIG. 3

USE SCREW NO. 4.0.

MAINTENANCE:

THE FITTINGS ARE NOT TO BE PAINTED. TEST THE OPERATION FROM TIME TO TIME. WHEN MOUNTING - LUBRICATE THE PIVOT/MOVABLE METAL PARTS OF THE MECHANISM WHILE ACTIVATING REPEATEDLY. HEREAFTER LUBRICATE MINIMUM TWICE A YEAR.